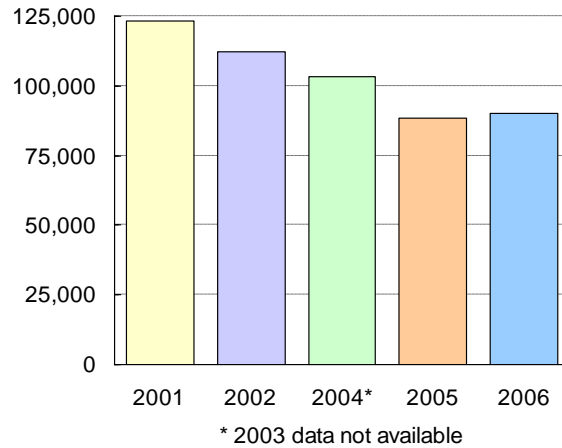




EMPLOYMENT

Plastics Industry	72,400
Captive Plastic Products	17,800
<i>Plastics Dependent Industries</i>	
<i>Utilities</i>	10,500
<i>Construction</i>	55,000
<i>Manufacturing</i>	82,900
<i>Health Care</i>	417,100
<i>Services</i>	461,300
Total Dependent Industries	1,026,800
TOTAL	1,117,000



Ohio is home to plastics manufacturers and establishments engaged in plastics processing activities (captives) that directly employ nearly 90,200 people. Nationally, Ohio is ranked 2nd in plastics industry employment. It is also home to a number of plastics dependent industries that use plastics to make various products. Direct and dependent industries combined employ more than 1.1 million in Ohio.

PAYROLL (in millions)

Plastics Industry	\$2,802
Captive Plastic Products	\$675
<i>Plastics Dependent Industries</i>	
<i>Utilities</i>	\$471
<i>Construction</i>	\$2,445
<i>Manufacturing</i>	\$4,674
<i>Health Care</i>	\$15,042
<i>Services</i>	\$6,094
Total Dependent Industries	\$28,726
TOTAL	\$32,203

Plastics industry jobs are high-paying ones. The average wage of a plastics industry employee in Ohio is \$38,500. The plastics industry's direct payroll, including captive plastic products, in Ohio is \$3.5 billion. Plastics dependent industries add another \$28.7 billion to the state's payroll.

plastics in OHIO

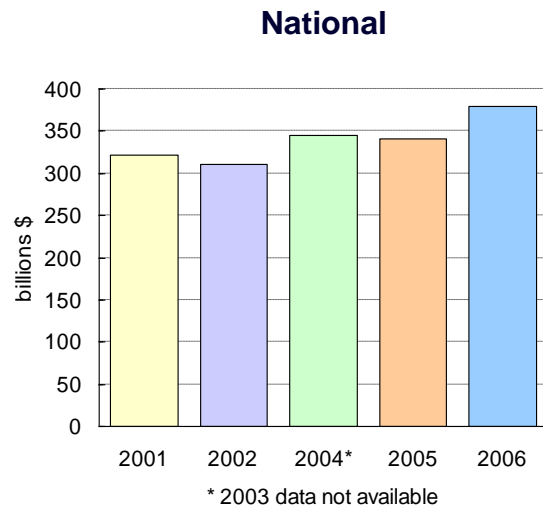
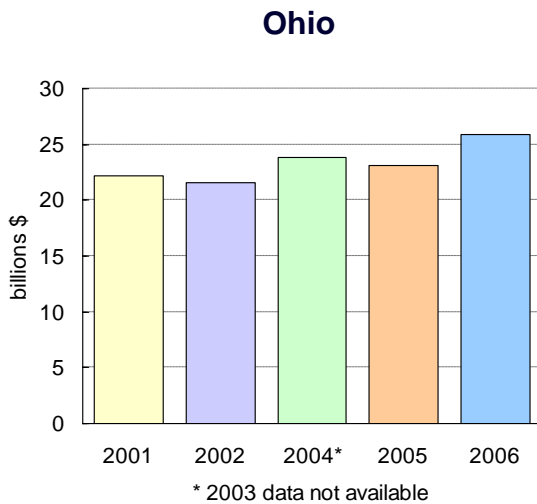


TAXES (in millions)

Federal Income Tax on Payroll	\$3,761
State Income Tax on Payroll	\$1,248
Social Security and Medicare Contributions (FICA)	\$4,927

Together, plastics companies and those industries that depend on plastics contribute \$5.0 billion in state and federal personal income taxes and \$4.9 billion in payroll taxes.

SHIPMENTS



Plastics industry shipments in Ohio totaled nearly \$25.9 billion in 2006 and comprised 6.8% of national shipments (\$379 billion). Nationally, Ohio is ranked 3rd in total plastics industry shipments.



The plastics industry represents processors and manufacturers of machinery, molds, and raw materials. Plastics play a vital role in the delivery of a myriad of products that enhance every aspect of our lives including automotive, health and medical, construction and recreation. In 2006, the U.S. plastics industry accounted for more than \$379 billion dollars in annual shipments and directly employed more than 1.1 million people.

www.plasticsdatasource.org

