

2018 Midterm Elections: High-Level Trends

Charts and maps on House, Senate and gubernatorial races and key ballot initiatives

November 7, 2018
Data compiled 5:30am-6:30am;
Election results may have changed slightly
House results updated at noon, 11/7/18

National Journal Presentation Center

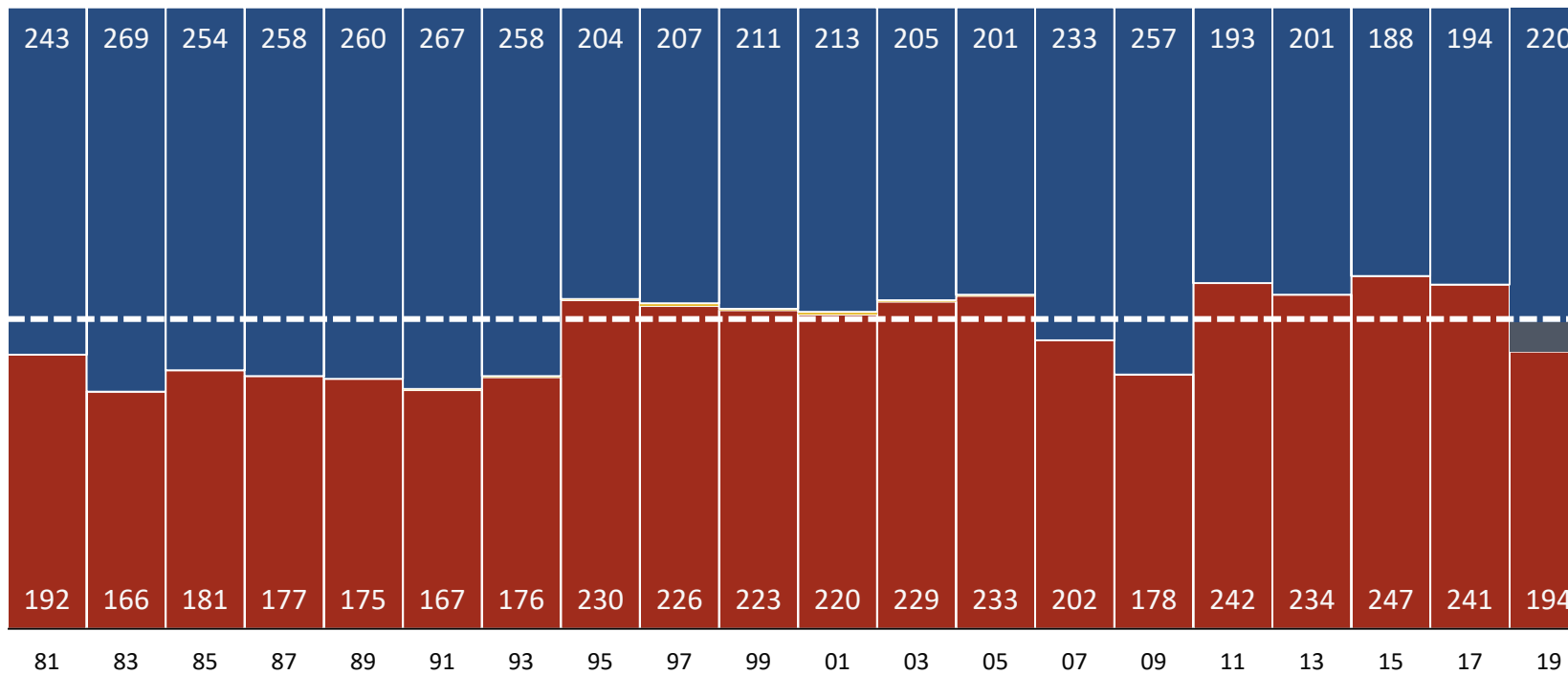


Control of Congress over time: House of Representatives

Partisan makeup of the US House over time

1981-2019; COMPOSITION AT BEGINNING OF TERM

■ Republicans ■ Democrats ■ Not yet called



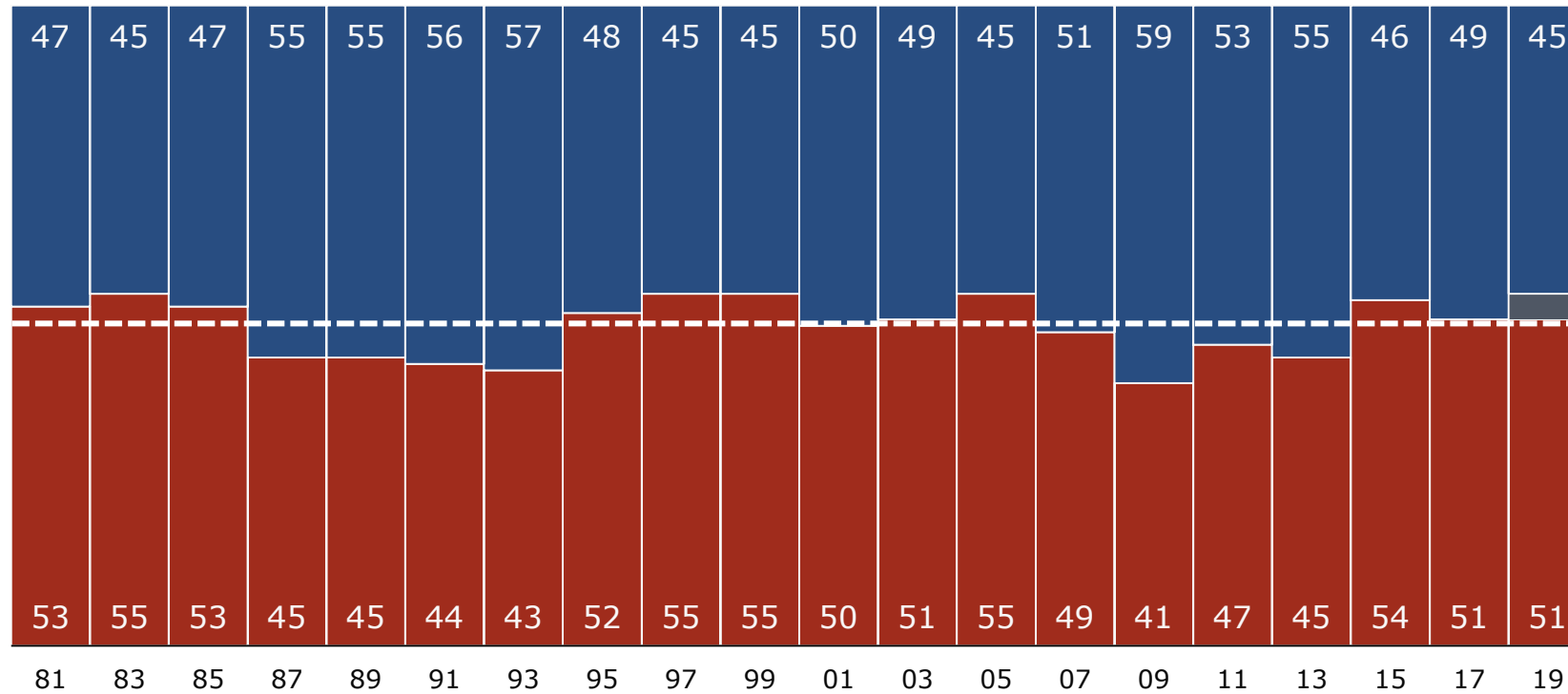
Control of Congress over time: Senate

Partisan makeup of the US Senate over time

1981-2019; COMPOSITION AT BEGINNING OF TERM

■ Republicans ■ Democrats ■ Not yet called

*Independents Sanders and King, who caucus with the Democrats, have been included in the Democratic tally



Republicans have enlarged their Senate majority but lost the House for the first time since the 2010 midterms

Control of Congress and the White House by party

2009-2019; COMPOSITION ON JANUARY 20 OF EACH YEAR

■ Republican control ■ Democratic control

*Independents Sanders and King, who caucus with the Democrats, have been included in the Democratic tally

*House margin as of noon 11/7/18

	2009	2010	2011	2012	2013	2014	2015	2016	2017	2018	2019
House	D+77	D+78	R+49	R+50	R+33	R+33	R+59	R+59	R+47	R+45	D+26*
Senate*	D+16	D+20	D+6	D+6	D+10	D+10	R+8	R+8	R+4	R+2	R+6 to R+10
White House	Obama	Obama	Obama	Obama	Obama	Obama	Obama	Obama	Trump	Trump	Trump

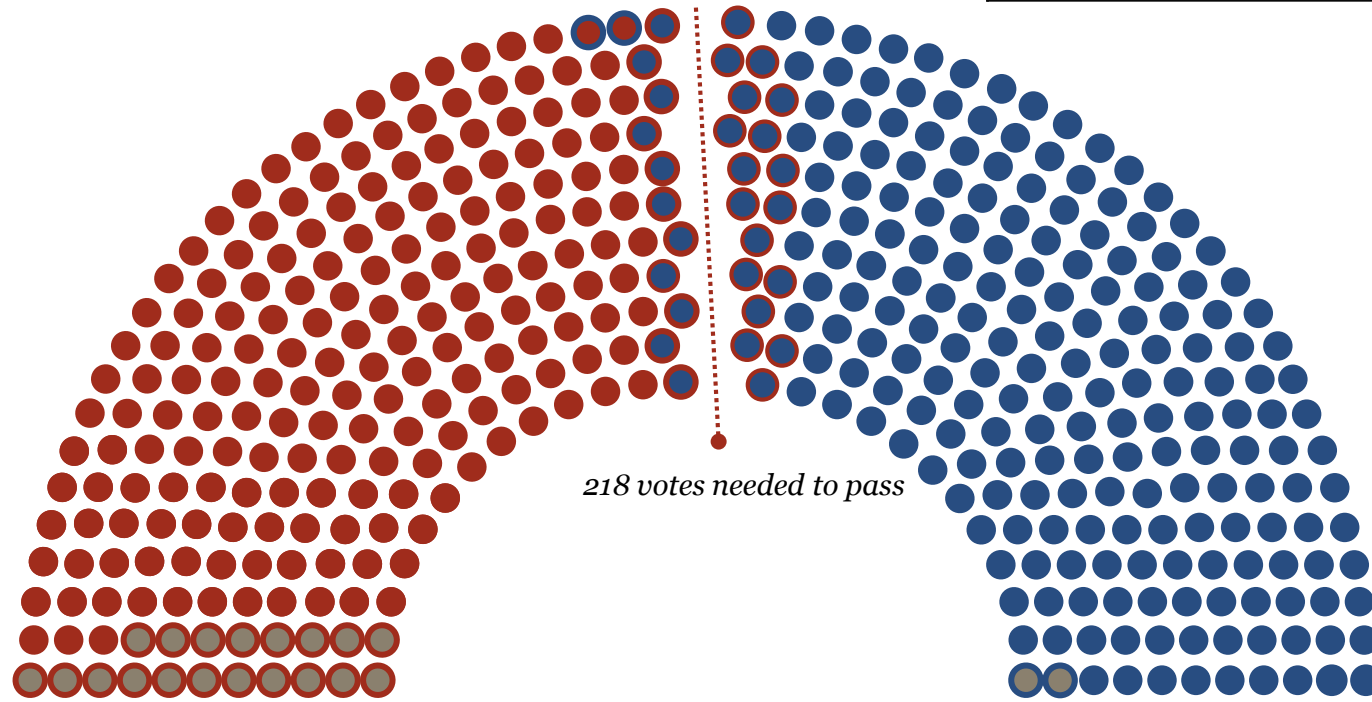


Composition of the 116th Congress: House

Partisan makeup of the House compared to the previous Congress

- Seats flipped R to D (Total: 29)
- Seats flipped D to R (Total: 2)
- Not yet called (color outline is incumbent's party)

	115 th	116 th
Republican	237	194
Democrat	193	220
Not yet called	7	21



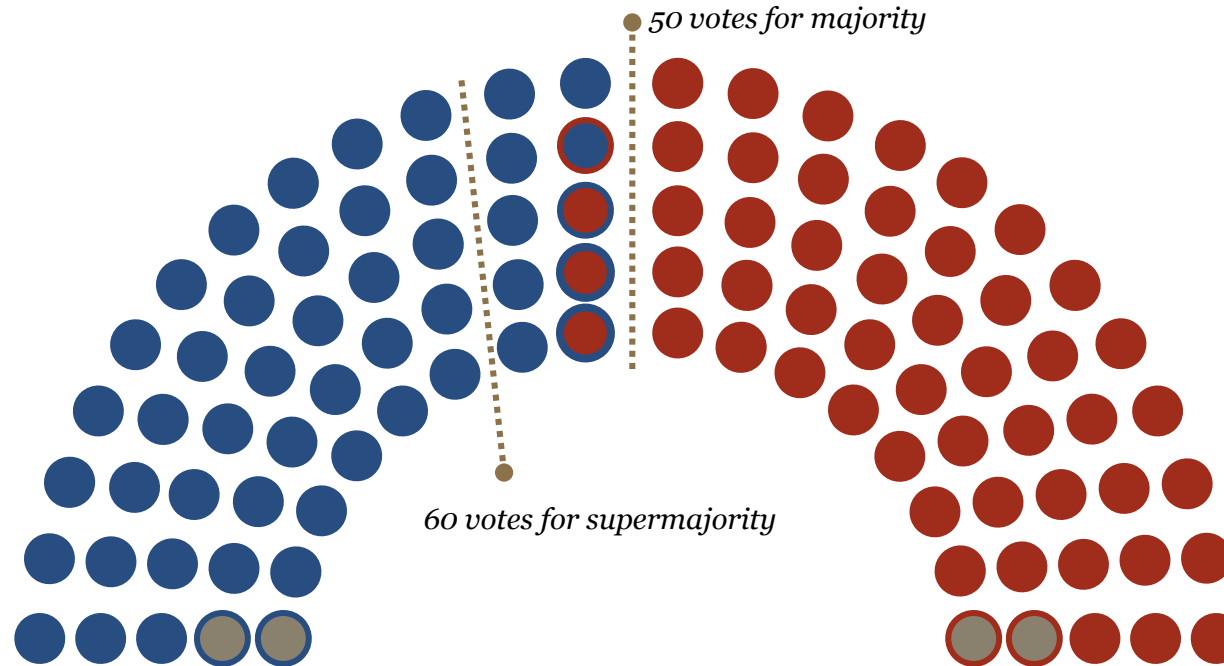
Composition of the 116th Congress: Senate

Partisan makeup of the Senate compared to the previous Congress

- Seats flipped R to D (Total: 1)
- Seats flipped D to R (Total: 3)
- Not yet called (color outline is incumbent's party)

*Independents Sanders and King, who caucus with the Democrats, have been included in the Democratic tally

	115 th	116 th
Republican	51	51
Democrat	49	45
Not yet called	0	4

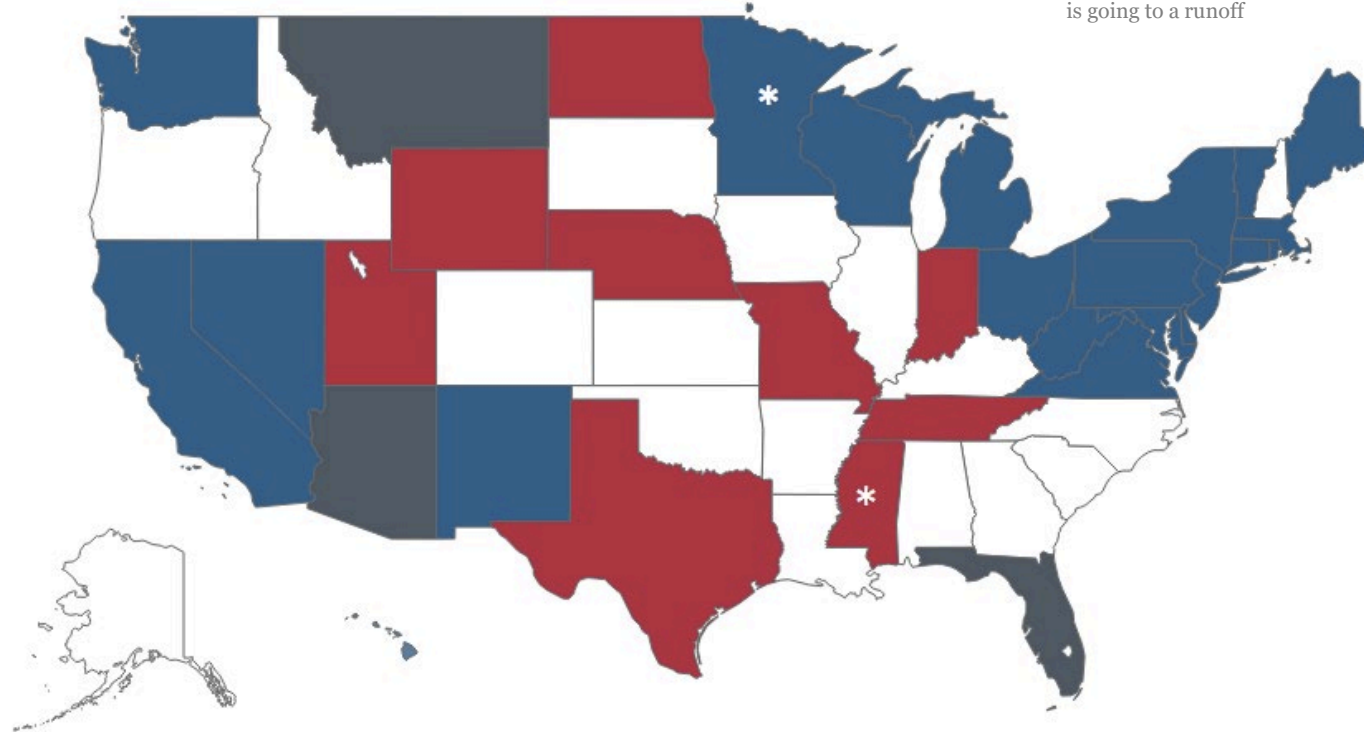


Republicans have expanded their Senate majority

2018 U.S. Senate election results map

■ Republican won (9) ■ Democrat won (22) ■ Election not yet called (4)

*Sen. King (I-ME) caucuses with the Democrats
In MN, both Democratic candidates won
In MS, Wicker (R) won reelection and Hyde-Smith (R)
is going to a runoff

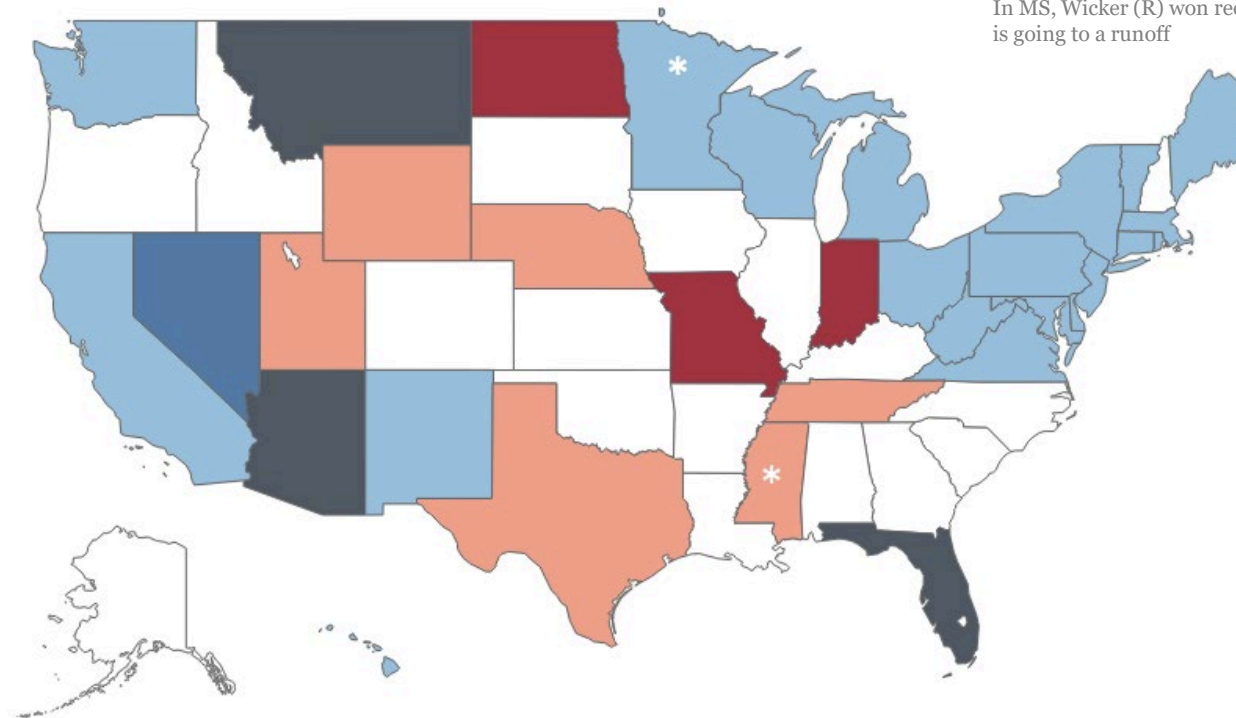


Democrats lost at least three close elections, but flipped Nevada and forced a runoff in Mississippi

Change of seats in the US Senate after the 2018 midterms

■ Democratic gain (1) ■ Democratic hold (21) ■ Republican gain (3) ■ Republican hold (6)
■ Election not yet called (4)

*Sen. King (I-ME) caucuses with the Democrats
In MN, both Democratic candidates won
In MS, Wicker (R) won reelection and Hyde-Smith (R) is going to a runoff



Potential Senate committee chairs based on seniority (1/2)

Committee	Ranking Member	Chair
Aging	Bob Casey, Jr. (D-PA)	Susan Collins (R-ME)
Agriculture, Nutrition, & Forestry	Debbie Stabenow (D-MI)	Pat Roberts (R-KS)
Appropriations	Patrick Leahy (D-VT)	Richard Shelby (R-AL)
Armed Services	Jack Reed (D-RI)	Jim Inhofe (R-OK)
Banking, Housing, & Urban Development	Sherrod Brown (D-OH)	Mike Crapo (R-ID)/ Pat Toomey (R-PA)
Budget	Bernie Sanders (I-VT)	Mike Enzi (R-WY)
Commerce, Science, & Transportation	Bill Nelson (D-FL) (Maria Cantwell (D-WA) if loss)	John Thune (R-SD)
Energy & Natural Resources	Maria Cantwell (D-WA)/ Ron Wyden (D-OR)	Lisa Murkowski (R-AK)
Environment & Public Works	Tom Carper (D-DE)	John Barrasso (R-WY)
Ethics	Christopher Coons (D-DE)	Johnny Isakson (R-GA)



Potential Senate committee chairs based on seniority (2/2)

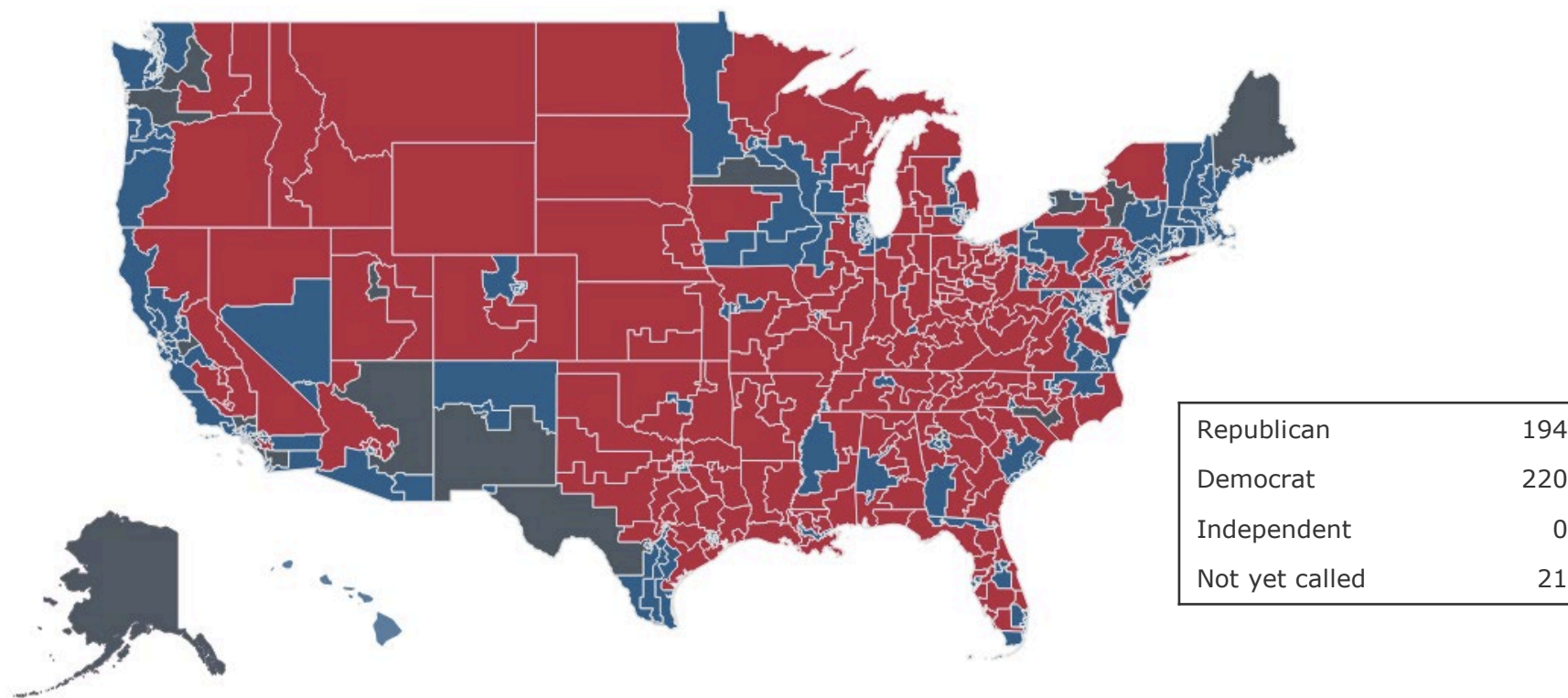
Committee	Ranking Member	Chair
Finance	Ron Wyden (D-OR)	Chuck Grassley (R-IA)/ Mike Crapo (R-ID)
Foreign Relations	Bob Menendez (D-NJ)	Jim Risch (R-ID)/ Marco Rubio (R-FL)
Health, Education, Labor, & Pensions	Patty Murray (D-WA)	Lamar Alexander (R-TN)
Homeland Security & Government Affairs	Tom Carper (D-DE)	Ron Johnson (R-WI)
Indian Affairs	Tom Udall (D-NM)	John Hoeven (R-ND)
Intelligence	Mark Warner (D-VA)	Richard Burr (R-NC)
Judiciary	Dianne Feinstein (D-CA)	Chuck Grassley (R-IA)/ Lindsay Graham (R-SC)
Rules & Administration	Amy Klobuchar (D-MN)	Roy Blunt (R-MO)
Small Business & Entrepreneurship	Jeanne Shaheen (D-NH)	Jim Risch (R-ID)/ Marco Rubio (R-FL)
Veterans' Affairs	Jon Tester (D-MT-Not called) (Patty Murray (D-WA) if loss)	Johnny Isakson (R-GA)



Democrats win the House with about a 30 seat majority

2018 U.S. House election results map

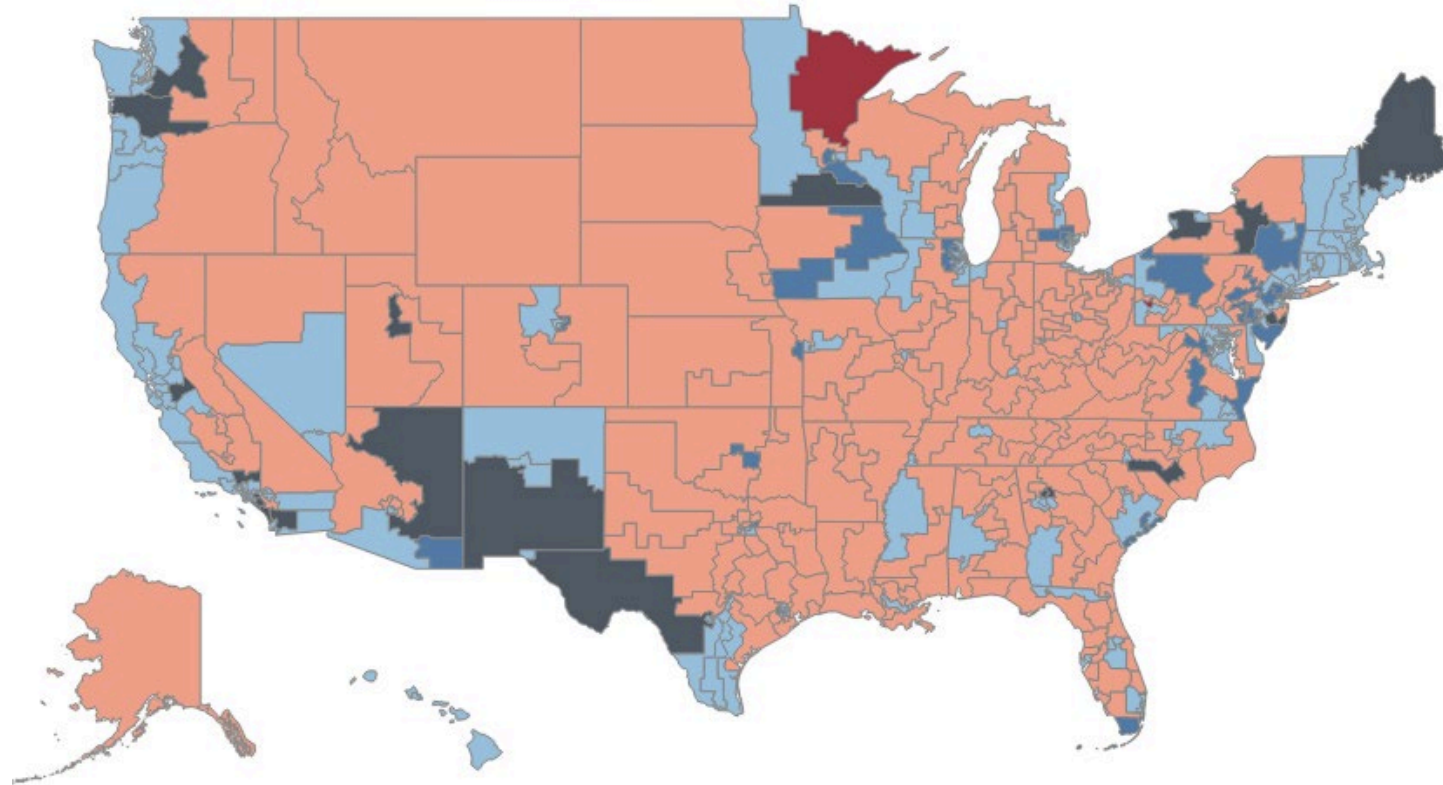
■ Republican won ■ Democrat won ■ Election not yet called



Democrats gained around 30 seats; Republicans flipped two seats

Change of seats in the US House after the 2018 midterms

■ Democratic gain (29) ■ Democratic hold (191) ■ Republican gain (2) ■ Republican hold (192)
■ Election not yet called (21)



Potential House committee chairs based on seniority (1/2)

Committee	Chair	Ranking Member
Administration	Zoe Lofgren (D-NY)	Rodney Davis (R-IL)
Agriculture	Collin Peterson (D-MN)	Mike Conaway (R-TX)
Appropriations	Nita Lowey (D-NY)	Robert Aderholt (R-AL)
Armed Services	Adam Smith (D-WA)	Mac Thornberry (R-TX)
Budget	John Yarmuth (D-KY)	Steve Womack (R-AR)
Education and the Workforce	Bobby Scott (D-VA)	Virginia Foxx (R-NC)
Energy and Commerce	Frank Pallone (D-NJ)	Greg Walden (R-OR)
Ethics	Ted Deutch (D-FL)	Susan Brooks (R-IN)
Financial Services	Maxine Waters (D-CA)	Peter King (R-NY)
Foreign Affairs	Eliot Engel (D-NY)	Chris Smith (R-NJ)



Potential House committee chairs based on seniority (2/2)

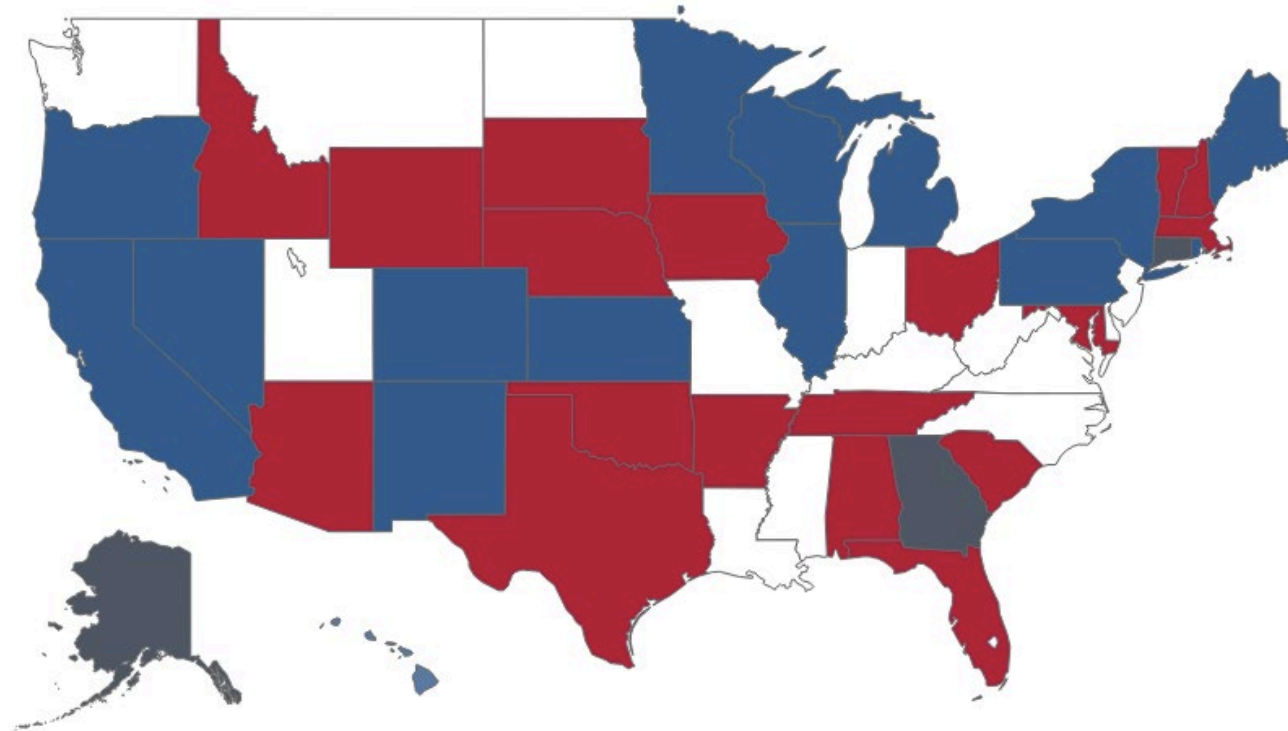
Committee	Chair	Ranking Member
Homeland Security	Bennie Thompson (D-MS)	Mike Rogers (R-AL)
Intelligence	Adam Schiff (D-CA)	Devin Nunes (R-CA)
Judiciary	Jerry Nadler (D-NY)	Steve Chabot (R-OH)/ Doug Collins (R-GA)
Natural Resources	Raul Grijalva (D-AZ)	Rob Bishop (R-UT)
Oversight & Government Reform	Elijah Cumming (D-MD)	Jim Jordan (R-OH)
Rules	Jim McGovern (D-MA)	Tom Cole (R-OK)
Science, Space & Technology	Eddie Bernice Johnson (D-TX)	Dana Rohrabacher (R-CA) (If loss, Frank Lucas (OK-3))
Small Business	Nydia Velázquez (D-NY)	Steve Chabot (R-OH)/ Steve King (R-IA)
Transportation & Infrastructure	Peter DeFazio (D-OR)	Sam Graves (R-MO)
Veterans' Affairs	Mark Takano (D-CA)	Phil Roe (R-TN)
Ways & Means	Richard Neal (D-MA)	Kevin Brady (R-TX)



Democrats win 15 governor seats, Republicans win 18; Georgia, Alaska and Connecticut still too close to call

2018 gubernatorial elections results map

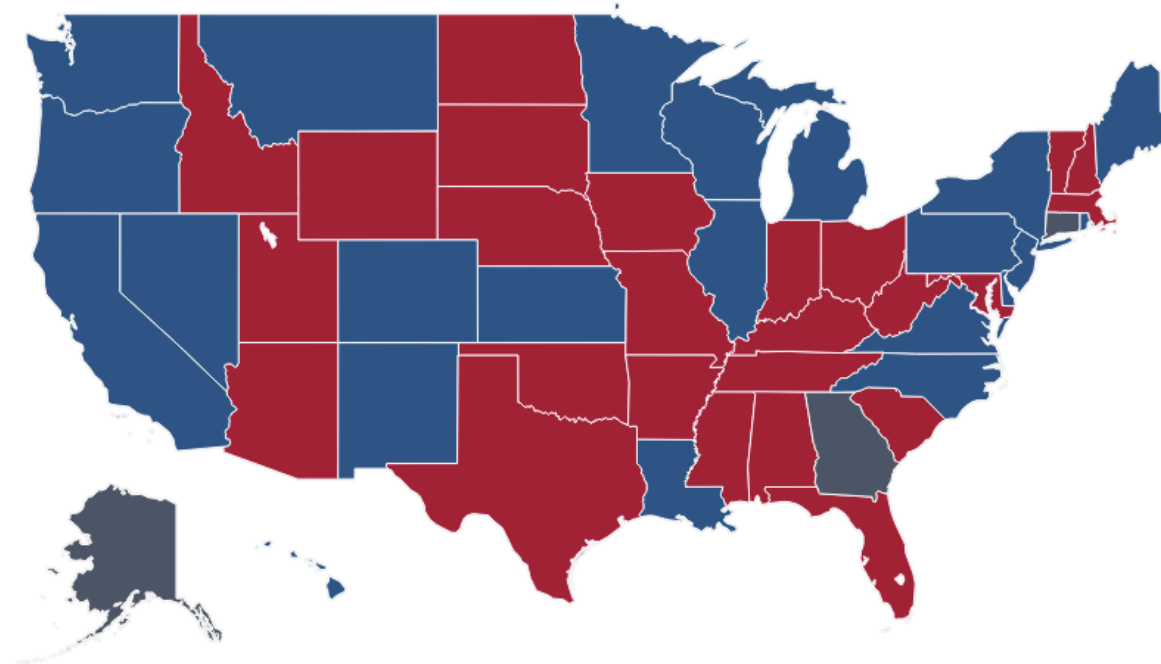
■ Republican won (18) ■ Democrat won (15) ■ Election not yet called (3)



Republicans now control only half of US governorships

Control of governorships after the 2018 elections

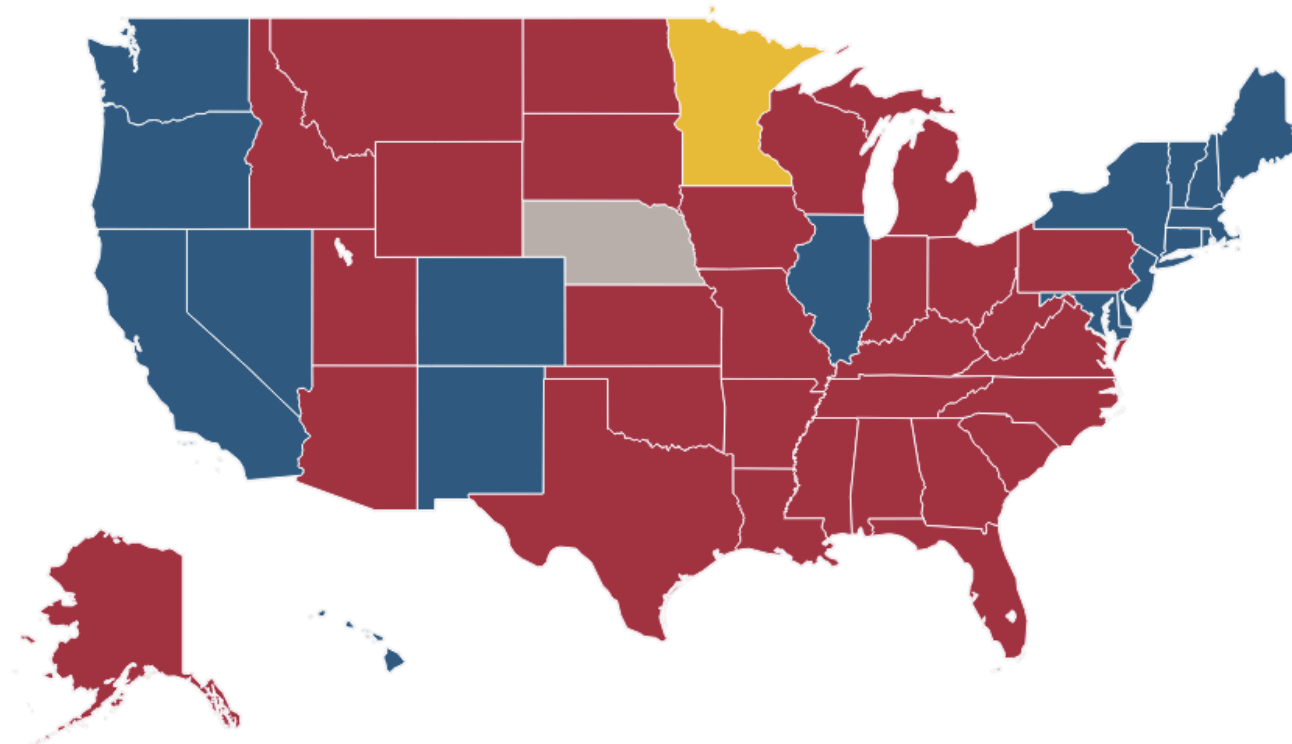
■ Democratic governor (22) ■ Republican governor (25) ■ Independent governor (0) ■ Election not yet called (3)



Republicans control more state legislatures than Democrats

Control of state legislatures after the 2018 elections

■ Democratic-controlled ■ Republican-controlled ■ Split Legislature ■ Nonpartisan ■ Election not yet called



At least 13 states now have split party control over state government

Control of state government after the 2018 elections

- Dem legislature, Dem governor
- Dem legislature, GOP governor
- Split legislature, Dem governor
- Election not yet called
- GOP legislature, GOP governor
- GOP legislature, Dem governor
- Split legislature, GOP governor

